



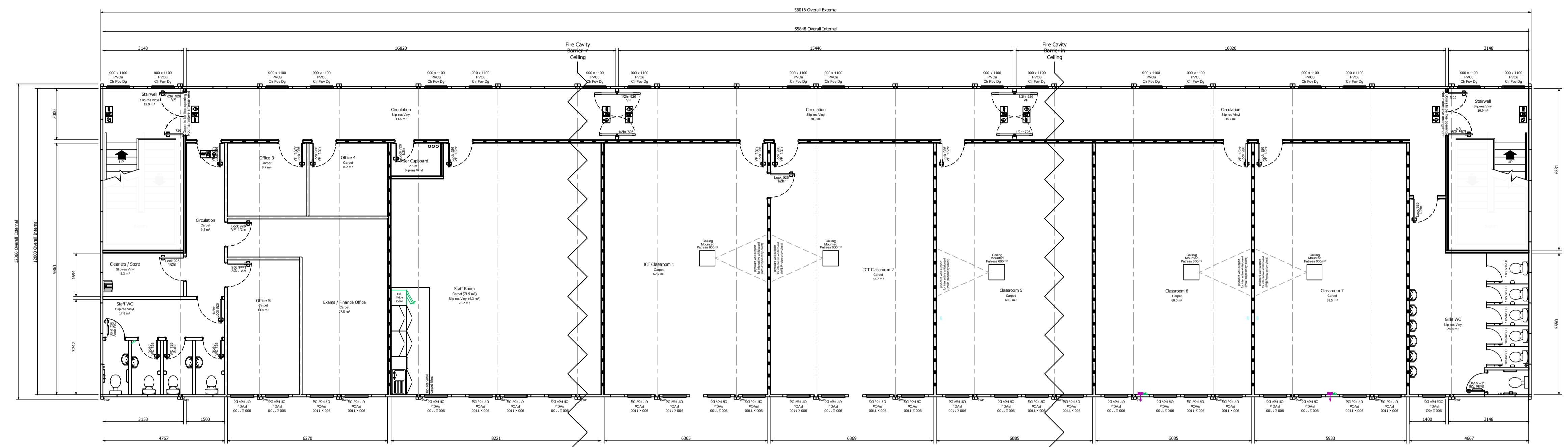
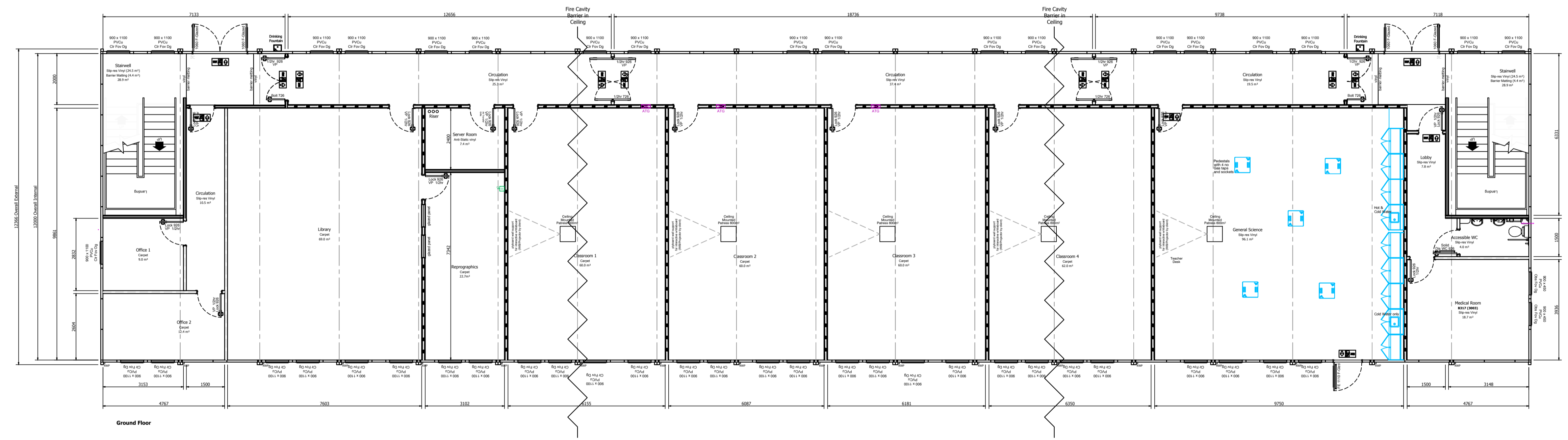


PARTITION KEY

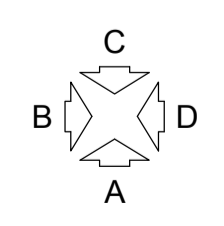
-  TYPE 'A' 32dB 1/2Hr 114mm
(2x12.5mm Vinyl Pboard + 89mm Stud)
-  TYPE 'B' 1Hr 119mm
(2x15mm Vinyl Megadeco + 89mm Stud)
-  TYPE 'C' 37dB 1/2Hr 114mm
(2x12.5mm Vinyl Pboard + 89mm Stud + Insul)
-  TYPE 'D' 45dB 1Hr 139mm
(4x12.5mm Vinyl Pboard + 89mm Stud + Insul)



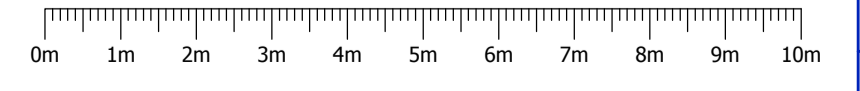
Note:
WC provision for up to 120 pupils.
Additional toilet provision must be
provided within the School facilities.



2.5m Ceiling Height Building



Scale Bar 1:100



Rev	Description	By	Date	Chk	Date
1	First Issue	-	-	-	-

General Notes:

- This drawing and any information or descriptive matter set hereon is the confidential property of Elliott, and must not be disclosed, loaned, copied or used for manufacturing, tendering or any other purpose without the prior consent in writing of Elliott.
- This drawing has been saved in IFC format. Any printing or rescaling of the drawing will mean scaled dimensions are not accurate. All scaled dimensions to be confirmed by Elliott prior to works commencing.
- All dimensions are in millimetres.

elliott
An ALGECO Company
www.elliottuk.com
Elliott - Modular Buildings, Manor Drive, Peterborough, PE4 7AP
Tel: 01733 296700 - Fax: 01733 296749

Client:	Elliott Modular Buildings		
Project:	Classroom & Science Block Elliott Steelplan Multi		
Drawn By:	Drawn Date:	Checked By:	Checked Date:
Scale:	Sheet Size:	Sheet Number:	
1:100	A1	1 of 1	

Drawing Title:
36 No. Bays (18 on 18) 12 x 3 m
2.5 m Ceiling Height
Plan Layout

Drawing Number:	PCL0274	Rev:	A
-----------------	---------	------	---